

SURPLUSTRADERS.NET

PO Box 276
Alburg, VT 05440

Website: www.surplustraders.net
Email: ted@surplustraders.net

Tel: 514-739-8723
Fax: 514-345-8303

This spec sheet is provided courtesy of Surplustraders.net

If you are looking for brand names, model numbers or other products that are not currently represented in this spec sheet, please, give me a call or send me an email with your requirements so we can further discuss your needs.

Thank you
Ted Duskes

Ph: 514-739-8723

Fx: 514-345-8303

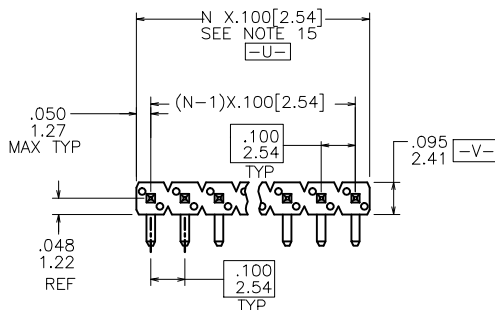
Email: ted@surplustraders.net

Website: www.surplustraders.net

PRODUCT NUMBER

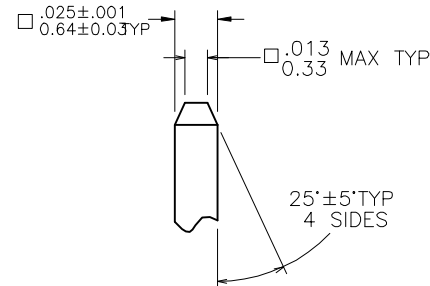
XXXXX-YYY HTLF

- LEAD FREE OPTION
SEE NOTE 1,8
- TUBE PACKAGING OPTION
SEE NOTE 1
- HIGH TEMPERATURE PLASTIC
SEE NOTE 1
- NO. OF
POSITIONS
SEE NOTE 1
- PIN PLATING
SEE SHEET 2
- BASE PART NO.

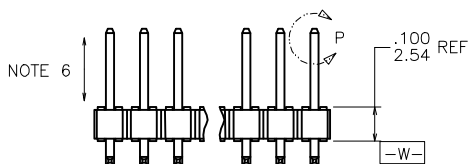


TOP VIEW

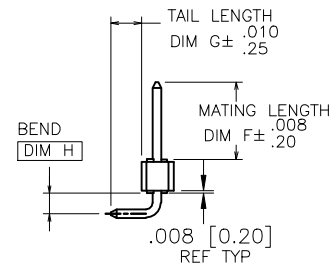
$\varnothing .020/0.51$ M U M V S W
NOTE 4



DETAIL P
TYP BOTH ENDS



SIDE VIEW



END VIEW

68015-X XX-XXX XXX LF

- TAIL LENGTH (EXAMPLE BELOW)
3.0mm=030 12.8mm=128 (SEE NOTE 11 & 12)
- MATING LENGTH (EXAMPLE BELOW)
5.0mm=050 25.5mm=255 (SEE NOTE 11 & 12)
- TOTAL NUMBER OF POSITION
FROM 1 THRU 36 POS. (SEE NOTE 1)
- PIN PLATING (SEE NOTE 13)
1=0.76µm Au
4= PURE TIN
8=0.36µm Au
- BASE PART NO.
SINGLE ROW RIGHT ANGLE

NOTE 6

mat'l code SEE NOTES 2 & 3		surface ISO 1302 ✓	tolerance ISO 406 ISO 1101	projection INCH/MM	product family BERGSTIK
lir	ec'n no	dr	date	tolerances unless otherwise specified	title BERGSTIK® II HEADER .100/2.54cc SR R/A
AS	M06-0268	MHT	7/17/06	angles linear XX±.01/XX±0.3	scale 2:1
AT	M06-0346	MHT	9/04/06	XX±.005/XX±0.13	dwg no 68015
AU	M08-0154	MHT	5/27/08	0±.2 XXX±.0020/XXX±0.051	sheet 1 of 4 size A3
AV	M08-0169	MHT	6/16/08	dr T.BREWBAKER 01/31/95	type Product Customer Drawing
AW	M08-0267	MHT	9/25/08	engr T.HANNA 01/31/95	
AX	M08-0331	MHT	12/01/08	chr T.HANNA 01/31/95	
AY	M09-0108	MHT	7/10/09	app T.HANNA 01/31/95	
sheet	revision	AY	AY	AY	
index	sheet	1	2	3	4



Copyright FCI

form A3

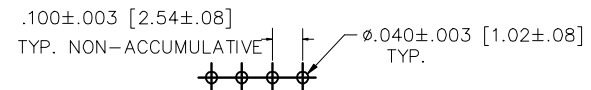
PIN PLATING CODES:	
XXXX-1YY	30u"/0.76u MIN (SEE NOTE 9) OVER 50u"/1.27u MIN Ni
XXXX-2YY	15u"/0.38u MIN (SEE NOTE 9) OVER 50u"/1.27u MIN Ni
XXXX-3YY	50u"/1.27u MIN Au OVER 50u"/1.27u MIN Ni
XXXX-4YY	100u"/2.54u MIN Sn OVER 50u"/1.27u MIN Ni (SEE NOTE 10)
XXXX-4YYHLF	
XXXX-5YY	15u"/0.38u MIN (SEE NOTE 9) OVER 50u"/1.27u MIN Ni
XXXX-6YY	30u"/0.76u MIN (SEE NOTE 9) OVER 50u"/1.27u MIN Ni
XXXX-7YY	30u"/0.76u MIN Au OVER 50u"/1.27u MIN Ni
XXXX-8YY	15u"/0.38u MIN Au OVER 50u"/1.27u MIN Ni
XXXX-9YY	15u"/0.38u MIN GXT OVER 50u"/1.27u MIN Ni
XXXX-0YY	30u"/0.76u MIN GXT OVER 50u"/1.27u MIN Ni

NOTES

1. PART NUMBER OPTIONS:
 PIN PLATING CODES (SEE ABOVE)
 HIGH TEMP. MATERIAL:
 PART NUMBERS WITH AND WITHOUT "H" WILL BE SUPPLIED WITH HIGH TEMPERATURE PLASTIC.
 NUMBER OF POSITION:
 ANY NUMBER OF POSITIONS FROM 1 THRU 36.
 PACKAGING:
 PACKAGED IN POLY BAGS.
 EIGHT DIGIT PART NUMBERS FOLLOWED BY A "T" ARE PACKAGED IN TUBES. SEE SPECIFIC PART NUMBERS FOR AVAILABILITY.
 LEAD FREE:
 ADD "HLF" SUFFIX AT THE END OF PART NUMBER FOR LEAD FREE OPTION, NOT AVAILABLE FOR -5YY,-5YYH,-6YY & -6YYH.
2. BODY MATERIAL:
 MANUFACTURER'S OPTION OF NYLON OR PCT, GLASS FIBER REINFORCED, OR LCP MINERAL FILED FLAME RETARDENT PER UL-94V-0. COLOR: BLACK.
 PART NUMBERS WITH AND WITHOUT "H" SUFFIX WILL WITHSTAND EXPOSURE TO 260°C PEAK TEMPERATURE FOR 20 SECONDS IN WAVE SOLDER, INFRA-RED OR VAPOR PHASE SOLDER PROCESS.
3. PIN MATERIAL: PHOS-BRONZE.
4. MEASURED WITH PART IN RESTRAINED CONDITION.
5. TWO SIDES OF PIN TIPS NOT PLATED. TYPICAL BOTH ENDS.
6. 2LBS/0.9KG MIN PIN RETENTION IN EITHER DIRECTION.

7. MILITARY BERGSTIK HEADER
 P/N XXXXX-XY-ML
 NOT AVAILABLE.

8. THESE PRODUCTS MEETS EUROPEAN UNION DIRECTIVES AND OTHER COUNTRY REGULATION AS DESCRIBED IN GS-22-008.
9. PLATING OPTIONS:
 MAY BE EITHER GOLD OR GXT PLATED AT MANUFACTURER'S OPTION.
10. THIS PRODUCT HAS 100% TIN PLATING IN THE INTERFACE AND HAS NOT BEEN TESTED FOR WHISKER GROWTH IN ALL INTERCONNECT ENVIRONMENTS."
11. THE OAL DON'T EXCEED 31mm
 OAL= MATTING DIM+4.0mm<31mm WHERE THE SUM OF TAIL AND MATTING LENGTH DON'T EXCEED 27mm
12. INCREMENTS BY 0.1mm IN LENGTHS ONLY
13. FOR SPECIAL PACKAGING REQUEST PLEASE CONTACT PRODUCT MANAGER FOR AVAILABILITY
14. BEND DIMENSIONS AT 1.5mm ONLY
15. TO DETERMINE DIMENSIONS:
 N=NUMBER OF POSITION PER ROW
 EXAMPLE: 10 POS. N X .100/2.54



RECOMMENDED HOLE PATTERN

mat'l code SEE NOTES 2 & 3		surface ISO 1302 ✓	tolerance ISO 406 ISO 1101	projection 	product family BERGSTIK
lir	ecm no	dr	date	title	
AY				BERGSTIK® II HEADER	
				.100/2.54cc SR R/A	
				scale	2:1
		dr	T.BREWBAKER	01/31/95	dwg no
		engr	T.HANNA	01/31/95	sheet 2 of 4 size
		chr	T.HANNA	01/31/95	68015
		appd	T.HANNA	01/31/95	A3
sheet	revision				type
index	sheet				Product Customer Drawing



PRODUCT NUMBER	MATING LENGTH		TAIL LENGTH		BEND DIM		PACKAGING
	DIM F	DIM F	DIM G	DIM G	DIM H	DIM H	
	ENGLISH	METRIC	ENGLISH	METRIC	ENGLISH	METRIC	
78234-XXX	0.230	5.84	0.140	3.56	0.160	4.06	POLY BAGS
78541-XXX	0.318	8.08	0.080	2.03	0.060	1.52	POLY BAGS
78587-XXX			UNAVAILABLE				
78938-XXX	0.120	3.05	0.120	3.05	0.060	1.52	POLY BAGS
78955-XXX	0.075	1.91	0.090	2.29	0.060	1.52	POLY BAGS
78978-XXX	0.120	3.05	0.318	8.08	0.135	3.43	POLY BAGS
79409-XXX			UNAVAILABLE				
84846-XXYH	0.140	3.56	0.290	7.37	0.153	3.89	POLY BAGS
84917-XXYH	0.090	2.29	0.195	4.95	0.190	4.83	POLY BAGS
84935-XXYH	0.450	11.43	0.320	8.13	0.260	6.60	POLY BAGS
84936-XXYH	0.350	8.89	0.120	3.05	0.060	1.52	POLY BAGS
87532-XXYH	0.230	5.84	0.890	22.61	0.060	1.52	POLY BAGS
88813-XXX	0.230	5.84	0.085	2.16	0.060	1.52	POLY BAGS
92050-XXX	0.162	4.11	0.120	3.05	0.060	1.52	POLY BAGS
92632-XXX	0.100	2.54	0.318	8.08	0.060	1.52	POLY BAGS
92909-XXX	0.400	10.16	0.220	5.59	0.060	1.52	POLY BAGS
94099-XXX	0.157	3.99	0.090	2.29	0.060	1.52	POLY BAGS
94529-XXYH	0.120	3.05	0.295	7.49	0.135	3.43	POLY BAGS
94671-XXYH	0.090	2.29	0.085	2.16	0.180	4.57	POLY BAGS
95653-XXYH	0.330	8.38	0.310	7.87	0.160	4.06	POLY BAGS
95666-XXYH	0.230	5.84	0.145	3.68	0.060	1.52	POLY BAGS
10089061-XXX	0.125	3.18	0.318	8.08	0.135	3.43	POLY BAGS

LF
OPTION
NOTE 1,8

NOTE 1,8



Copyright FCJ

mat'l. code SEE NOTES 2 & 3		surface ISO 1302	tolerance ISO 406 ISO 1101	projection 	product family BERGSTIK
ltr	ecn no	dr	date	tolerances unless otherwise specified	title BERGSTIK® II HEADER .100/2.54cc SR R/A
AY				angles linear XXX±.01/XX±0.3 XXX±.006/XX±0.13 O'±2' XXXX±.0020/XXXX±0.051	INCH/MM scale 2:1
dr	T.BREWBAKER	01/31/95			dwg no 68015
engr	T.HANNA	01/31/95			sheet 4 of 4 size A3
chr	T.HANNA	01/31/95			type Product Customer Drawing
appd	T.HANNA	01/31/95			
sheet index	revision sheet				